

S/N 10/770,251

PATENT

**IN THE UNITED STATES PATENT AND TRADEMARK OFFICE**

Applicant: Michael J. Halliday

Examiner: Ryan D.

Kwiencinski

Serial No.: 10/770,251

Group Art Unit: 3635

Filed: February 2, 2004

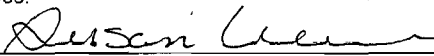
Docket No.: 31571-1001

Title: SKYLIGHT SYSTEM

**CERTIFICATE UNDER 37 CFR 1.8:** The undersigned hereby certifies that this correspondence is being deposited as an electronic patent filing via Patent Electronic Filing System (EFS) addressed to: Commissioner of Patents, P.O. Box 1450, Alexandria, VA 22313-1450.

1-31-2008

Date



Susan Wilkes, Paralegal

**DECLARATION OF INVENTOR UNDER  
37 C.F.R. § 1.68 AND 1.131**

Commissioner for Patents  
P.O. Box 1450  
Alexandria, VA 22313-1450

Dear Sir:

Michael J. Halliday declares as follows:

1. I am the inventor of the subject matter of the above-identified patent application.
2. My invention was reduced to practice prior to August 7, 2002 ("Critical Date"), as evidenced by information attached hereto, both of which contained the invention recited in the claims:

- A. journal entries dated prior to the Critical Date (Exhibit A) detailing reduction to practice of a skylight system with a tapered light tube, top dome and a bottom diffuser, made of a structural material; and
- B. a photo of the prototypes (Exhibit B) showing the invention reduced to practice dated prior to the Critical Date.

3. I further declare that all statements made herein of my own knowledge are true and that all statements made on information and belief are believed to be true; and further that these statements were made with the knowledge that willful false statements and the like so made are punishable by fine or imprisonment, or both, under Section 1001 of Title 18 of the United States Code, and that such willful false statements may jeopardize the validity of the above-referenced application or any patent issuing thereon.

Date: 1-30-08

By: Michael J. Halliday  
Michael J. Halliday

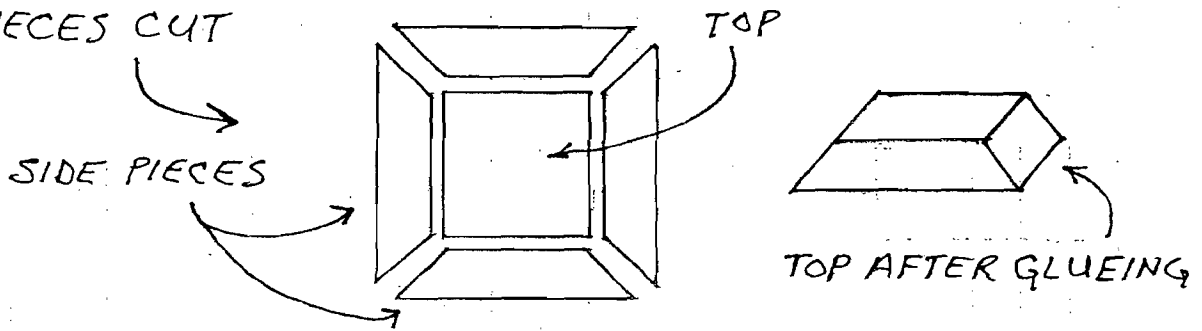
EXHIBIT A

TITLE: A NEW SKYLIGHT SYSTEM

DESCRIPTION: CONTINUED FROM PAGE II, A NEW WAY TO BEND AND MAKE A TAPERED SQUARE LIGHT TUBE. THE HEAT STRIPS WORKED VERY WELL AND I DECIDED TO TRY AND GLUE THE PIECES WITH EACH EDGE BUTTED UP TO EACH OTHER INSTEAD OF OVER LAPPING THEM. THIS ALSO TURNED OUT WELL.

NOW MAY THE 7<sup>th</sup> AND BECAUSE I NOW HAVE A LIGHT TUBE WITH A SQUARE TOP AND BOTTOM, I WILL NOW HAVE TO BUILD A SQUARE TOP DOME A BOTTOM DIFFUSER FOR IT BEFORE I CAN TEST MY 3 PROTOTYPES. FIRST TO THE POSTER BOARD, THEN USING 3/16 CLEAR ACRYLIC I CUT 4 SIDE PIECES AND 1 SQUARE TOP PIECE.

SKETCH OF  
PIECES CUT



INVENTOR:

M J Halliday

DATE:

5/7/02


THE ABOVE CONFIDENTIAL INFORMATION IS WITNESSED AND UNDERSTOOD:

[Signature]

5/8/002

[Signature]

5-8-02



**EXHIBIT B**